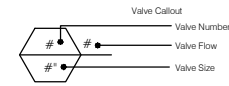


A2C-75D-SS □

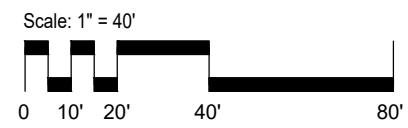
# VALVE IDENTIFICATION GUIDE

SYMBOL	MANUFACTURER/MODEL/DESCRIPTION	QTY
	Hunter ICV-G 1-1/2" 1", 1-1/2", 2", and 3" Plastic Electric Remote Control Valves, Globe Configuration, with NPT Threaded Inlet/Outlet, for Commercial/Municipal Use.	4
	Hunter ICV-G 2" 1", 1-1/2", 2", and 3" Plastic Electric Remote Control Valves, Globe Configuration, with NPT Threaded Inlet/Outlet, for Commercial/Municipal Use.	2
	Watts LF909M1 2" Lead Free Reduced Pressure Backflow Preventer.	1
	Hunter A2C-75D-SS 75-Station Decoder controller in a stainless steel wall mount enclosure.	1
	Water Meter 2"	1
	Irrigation Lateral Line: PVC Class 200 SDR 21 1"	80.0 l.f.
	Irrigation Lateral Line: PVC Class 200 SDR 21 1 1/4"	484.9 l.f.
	Irrigation Lateral Line: PVC Class 200 SDR 21 1 1/2"	146.5 l.f.
	Irrigation Lateral Line: PVC Class 200 SDR 21 2"	169.3 l.f.
	Irrigation Lateral Line: PVC Class 200 SDR 21 2 1/2"	33.8 l.f.
	Irrigation Mainline: PVC Class 315 SDR 13.5 2 1/2"	64.9 l.f.
	Irrigation Mainline: PVC Class 315 SDR 13.5 4"	187.5 l.f.

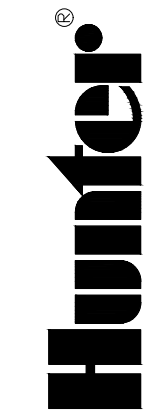


# IRRIGATION LEGEND

SYMBOL	MANUFACTURER/MODEL/DESCRIPTION	QTY	PSI	GPM
	Hunter I-50-06-SS Turf Rotor, 6.0" Pop-Up. Adjustable to Full Circle. Drain Check Valve, Stainless Steel Riser, 1" Female NPT Inlet Threads, Standard Nozzle.	12	80	18.3
	Hunter I-50-06-SS-ON Turf Rotor, 6.0" Pop-Up. Adjustable to Full Circle. Drain Check Valve, Stainless Steel Riser, 1" Female NPT Inlet Threads, Dual Opposing Nozzle.	4	80	15.5



TECHNICAL ASSISTANCE  
1-800-319-4796  
WWW.HUNTERINDUSTRIES.COM



LAWN BOWLING FIELD  
I-50 ROTOR  
NON-LOOPED MAIN LINE LAYOUT

HUNTER INDUSTRIES  
1940 DIAMOND STREET  
SAN MARCOS, CALIFORNIA 92078

SHEET  
1 of 2

Hunter Industries offers this plan as a general guide for estimating purposes and offers no indemnity, expressed or implied, for projects installed from this plan. Consult a qualified irrigation designer to account for system and site variables.